

Description:

22 AWG solid tinned copper conductors, polypropylene insulation, twisted pair, overall Beldfoil shield (100% coverage), 22 AWG solid TC drain wire, PVC jacket.

Physical Characteristics (Overall)

Conductor

AWG:

# Pairs	AWG	Stranding	Conductor Material
1	22	Solid	TC - Tinned Copper

Insulation

Insulation Material:

Insulation Material	Wall Thickness (in.)
PP - Polypropylene	.007

Outer Shield

Outer Shield Material:

Outer Shield Trade Name	Type	Outer Shield Material	Coverage (%)
Beldfoil® (Z-Fold®)	Tape	Aluminum Foil-Polyester Tape	100

Outer Shield Drain Wire AWG:

AWG	Stranding	Drain Wire	Conductor Material
22	Solid	TC - Tinned Copper	

Outer Jacket

Outer Jacket Material:

Outer Jacket Material	Nom. Wall Thickness (in.)
PVC - Polyvinyl Chloride	.018

Overall Cabling

Overall Nominal Diameter: 0.118 in.

Pair

Pair Color Code Chart:

Number	Color
1	Black & Red

Mechanical Characteristics (Overall)

Operating Temperature Range: -20°C To +105°C

UL Temperature Rating: 75°C

Bulk Cable Weight: 12.200 lbs/1000 ft.

Max. Recommended Pulling Tension: 37 lbs.

Min. Bend Radius (Install)/Minor Axis: 1.200 in.

Applicable Specifications and Agency Compliance (Overall)

Applicable Standards & Environmental Programs

NEC/(UL) Specification: CM

CEC/C(UL) Specification: CM

8450 Multi-Conductor - Single-Pair Cable

EU CE Mark:	Yes
EU Directive 2000/53/EC (ELV):	Yes
EU Directive 2002/95/EC (RoHS):	Yes
EU RoHS Compliance Date (mm/dd/yyyy):	01/01/2004
EU Directive 2002/96/EC (WEEE):	Yes
EU Directive 2003/11/EC (BFR):	Yes
CA Prop 65 (CJ for Wire & Cable):	Yes
MII Order #39 (China RoHS):	Yes

Flame Test

UL Flame Test:	UL1685 UL Loading
----------------	-------------------

Plenum/Non-Plenum

Plenum (Y/N):	No
---------------	----

Electrical Characteristics (Overall)

Nom. Characteristic Impedance:

Impedance (Ohm)

40

Nom. Inductance:

Inductance (µH/ft)

0.08

Nom. Capacitance Conductor to Conductor:

Capacitance (pF/ft)

40

Nom. Capacitance Cond. to Other Conductor & Shield:

Capacitance (pF/ft)

76

Nominal Velocity of Propagation:

VP (%)

66

Nominal Delay:

Delay (ns/ft)

1.5

Nom. Conductor DC Resistance:

DCR @ 20°C (Ohm/1000 ft)

16.1

Nominal Outer Shield DC Resistance:

DCR @ 20°C (Ohm/1000 ft)

12.65

Max. Operating Voltage - UL:

Voltage

300 V RMS

Max. Recommended Current:

Current

2.9 Amps per conductor @ 25°C

Notes (Overall)

Notes: Belden's® Miniature Type Broadcast Audio and Instrumentation Cables occupy 1/2 to 2/3 less space than standard cables.

Put Ups and Colors:

Item #	Putup	Ship Weight	Color	Notes	Item Desc
--------	-------	-------------	-------	-------	-----------

8450 Multi-Conductor - Single-Pair Cable

8450 0081000	1,000 FT	13.000 LB	GRAY		2 #22 PP SHLD PVC FR
8450 010U1000	1,000 FT	14.000 LB	BLACK		2 #22 PP SHLD PVC FR
8450 010U500	500 FT	7.500 LB	BLACK		2 #22 PP SHLD PVC FR
8450 0101000	1,000 FT	13.000 LB	BLACK		2 #22 PP SHLD PVC FR


Overall Beldfoil® Shield

Audio, Control and Instrumentation Cables

Description	Part No.	UL NEC/ C(UL) CEC Type	No. of Pairs	Color Code	Standard Lengths		Standard Unit Weight		Insulation Thickness		Jacket Thickness		Nominal OD		Nominal Capacitance			
					Ft.	m	Lbs.	kg	Inch	mm	Inch	mm	Inch	mm	* pF/ Ft.	* pF/ m	** pF/ Ft.	** pF/ m


22 AWG Solid Tinned Copper Conductors • Twisted Pairs • Overall Beldfoil Shield (100% Coverage) • 22 AWG Solid TC Drain Wire*

Polypropylene Insulation • Gray or Black PVC Jacket

 <p>Z-Fold®</p>	8450	NEC:	1	Black, Red	U-500 [†]	U-152.4	7.5	3.4	.007	.18	.018	.46	.118	3.00	40	131	76	249			
		CM			U-1000 [†]	U-304.8	14.0	6.4													
		CEC:			1000	304.8	13.0	5.9													
		CM																			

[†]U-500 ft. and U-1000 ft. put-ups available in Black only.
Belden's Miniature Type Broadcast Audio and Instrumentation Cables occupy 1/2 to 2/3 less space than standard cables.


Polypropylene Insulation • Chrome PVC Jacket

	8752		38	Request Tech Bulletin T/8-4	250 [†]	76.2	65.0	29.5	.008	.20	.045	1.14	.610	15.50	17	56	24.3	80				
					1000 [†]	304.8	256.0	116.4														


*8752 has a stranded tinned copper drain wire.

22 AWG Stranded (7x30) Tinned Copper Conductors • Twisted Pair • Overall Beldfoil Shield (100% Coverage) • 22 AWG Stranded TC Drain Wire

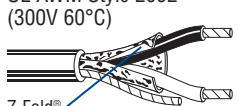
Semi-rigid PVC Insulation • Pale Fawn Beige Striated PVC Jacket

	9414	NEC:	1	White, Black	U-500	U-152.4	12.0	5.5	.010	.25	.035	.89	.186	4.72	50	164	95	312			
		CMG			500	152.4	11.5	5.2													
		CEC:			U-1000	U-304.8	23.0	10.5													
		CMG FT4			1000	304.8	23.0	10.5													

PVC Insulation • Chrome PVC Jacket

 <p>Z-Fold®</p>	9462	NEC:	1	Black, Red	100	30.5	3.0	1.4	.013	.33	.035	.89	.186	4.72	50	164	90	295			
		CMG			U-500	U-152.4	11.0	5.0													
		CEC:			500	152.4	10.5	4.8													
		CMG FT4			U-1000	U-304.8	21.0	9.5													
					1000	304.8	21.0	9.5													

Polyethylene Insulation • Chrome PVC Jacket

 <p>Z-Fold®</p>	8761	NEC:	1	Black, Clear	U-500	U-152.4	9.0	4.1	.016	.41	.025	.64	.175	4.45	24	79	47	154				
		CM			500	152.4	9.0	4.1														
		CEC:			U-1000	U-304.8	17.0	7.7														
		CM			1000	304.8	18.0	8.2														
					2000	609.6	36.0	16.3														
					5000	1524.0	90.0	40.9														
	10000 ^{††}	3048.0	170.0	77.3																		

For Plenum versions of 8761, see 88761, 87761 or 82761.

	9461	NEC:	1	Black, Clear	U-500	U-152.4	11.0	5.0	.016	.41	.026	.66	.180	4.57	24	79	47	154	
		CM			U-1000	U-304.8	21.0	9.6											
		CEC:																	
		CM																	

The jacket and shield are bonded so both can be removed on automatic stripping equipment.

TC = Tinned Copper

*Capacitance between conductors.

**Capacitance between one conductor and other conductors connected to shield.

[†] Spools are one piece, but length may vary -0 to +20% from length shown.

^{††} Length may vary -10% to +20% and may contain 2 pieces. Minimum length of any piece is 1500 ft.